

Incremental Training Of First Order Recurrent Neural Networks To Predict A Context-Sensitive Language

Stephan K. Chalup^{a,*}

*^aSchool of Electrical Engineering and Computer Science, The University of
Newcastle, Callaghan, 2308, Australia*

Alan D. Blair^b

*^bSchool of Computer Science and Engineering, The University of New South
Wales, Sydney, 2052, Australia*

Abstract

In recent years it has been shown that first order recurrent neural networks trained by gradient-descent can learn not only regular but also simple context-free and context-sensitive languages. However, the success rate was generally low and severe instability issues were encountered. The present study examines the hypothesis that a combination of evolutionary hill climbing with incremental learning and a well-balanced training set enables first order recurrent networks to reliably learn context-free and mildly context-sensitive languages. In particular, we trained the networks to predict symbols in string sequences of the context-sensitive language

$\{a^n b^n c^n; n \geq 1\}$. Comparative experiments with and without incremental learning indicated that incremental learning can accelerate and facilitate training. Furthermore, incrementally trained networks generally resulted in monotonic trajectories in hidden unit activation space, while the trajectories of non-incrementally trained networks were oscillating. The non-incrementally trained networks were more likely to generalise.

Key words: Mildly context-sensitive language, incremental learning, simple recurrent neural network, evolutionary hill climbing, evolution strategy, hidden unit dynamics

1 Introduction

Language processing has been the traditional domain of discrete automata models. Noam Chomsky drew a distinction between semantics and syntax of language and proposed a hierarchy of formal languages—the classical *Chomsky Hierarchy* (Chomsky, 1959)—with the aim to investigate the syntax of natural language. The hierarchy is strict and has four complexity classes: regular, context-free, context-sensitive and recursively enumerable languages (compare Table 1). To each language class belongs a class of grammars and a class of automata. Regular grammars and finite state automata are at the most restricted level while the other three classes are more general, with unrestricted gram-

* Corresponding author. Tel: +61-2-4921-6080; fax +61-2-4921-6929.
E-mail address: chalup@cs.newcastle.edu.au (S. K. Chalup)

mars and Turing machines at the most general level (Hopcroft and Ullman, 1979). From the examples in the last column of Table 1 $a^n b^n$ is context-free but not regular and $a^n b^n c^n$ is context-sensitive but not context-free¹.

Table 1 comes in here

It has become widely accepted that natural language does not fit exactly into the classical Chomsky hierarchy but has common features with context-free and context-sensitive languages. *Mildly context-sensitive languages* (MCSL) are slightly more powerful than context-free languages but preserve many of their essential features (Joshi et al., 1991). We note that the class of MCSLs can be characterised by the following properties²:

- (1) It contains the three basic non-context-free constructions in natural lan-

¹ Notation: $a^n b^n$ and $a^n b^n c^n$ are used as shortforms for $\{a^n b^n; n \geq 1\}$ and $\{a^n b^n c^n; n \geq 1\}$, respectively. The exponent or index n of a particular string, for example $s_n = a^n b^n c^n$, is in the following referred to as the *depth* of the string s_n .

² For more details on MCSLs and their characterisation see for example (Joshi et al., 1991; Martin-Vide et al., 1999; Ilie, 1999).

guage, that is *multiple agreements* $\{a^n b^n c^n; n \geq 1\}$, *crossed agreements* $\{a^n b^m c^n d^m; m, n \geq 1\}$, and *duplication* $\{wcw; w \in \{a, b\}^*\}$.

(2) MCSLs are *semilinear*.

(3) MCSLs are *polynomial time parseable*.

The language of *multiple agreements* $\mathcal{MA} = \{a^n b^n c^n; n \geq 1\}$ is therefore mildly context-sensitive. The primary goal of this study is to show how first order recurrent neural networks can learn to predict sequences of strings from \mathcal{MA} and to explore generalisation abilities of the trained neural networks. Together with recent parallel or subsequent work (e.g. Bodén and Wiles, 2000; Gers and Schmidhuber, 2001; Rodriguez, 2001) on learning of \mathcal{MA} and similar tasks our study might therefore contribute to a better understanding of the capabilities of recurrent neural networks to process natural language. While our first experimental results were announced in (Chalup and Blair, 1999) we now provide a detailed exposition of our investigation.

Before talking about learning issues it is good to know what types of languages artificial recurrent neural networks can theoretically process. Theoretical language processing capabilities depend on the number of units, the network topology, the type of weights and the type of activation function used by the network (Moore, 1998). The present study focuses on simple recurrent networks as they were introduced by Elman (1990) and Robinson and Fallside (1988). If these networks are used with simple threshold units instead of sigmoidal units they can implement any deterministic finite state automaton (cf.

Minsky, 1967; Kremer, 1995). Assuming more general continuous activation functions the existence of an artificial neural network which can simulate a universal Turing machine has been proven (Pollack, 1987; Siegelmann, 1999). But if we demand robustness to bounded noise, recurrent neural networks cannot recognize anything beyond regular languages (Casey, 1996; Maass and Orponen, 1997, 1998) and in the case of general Gaussian and other common noise distributions their capabilities are even more restricted (Maass and Sontag, 1999a,b).

Different fixed network models have been constructed for predicting or recognizing languages that are regular (Giles et al., 1992; Sontag, 1995; Carrasco et al., 2000), context-free (Hölldobler et al., 1997; Finn, 1998) or context-sensitive (Steijvers and Grünwald, 1996). However, the question of how far neural networks are able to *learn* language tasks of different complexity levels is still being explored.

There are quite a number of studies which show how first and second order recurrent networks can learn regular languages from examples and how finite state automata can be extracted from the trained networks (see e.g. Cleeremans et al., 1989; Pollack, 1991; Giles et al., 1992; Zeng et al., 1994; Tino and Sajda, 1995; Gori et al., 1998).

Several variants of the standard feed-forward backpropagation algorithm (Werbos, 1974) for supervised training of recurrent neural networks have been developed (Rumelhart et al., 1986; Zipser, 1990; Doya, 1995; Pearlmutter, 1995;

Haykin, 1999). In contrast to feed-forward neural networks, generally the error surface is not at all smooth in the recurrent case. This can disturb gradient-based training algorithms and successful learning depends on finding a way around bifurcation problems (see Pearlmutter, 1989; Doya, 1992). Bengio et al. (1994) pointed out that learning long-term dependencies with gradient descent methods is difficult.

Despite these difficulties, many recurrent neural networks have been trained successfully by backpropagation methods. Wiles and Elman (1995) showed how simple recurrent networks can be trained by backpropagation through time (Rumelhart et al., 1986; Zipser, 1990) to predict symbols in finite string sequences of the context-free language $\{a^n b^n; n \geq 1\}$. Following on from Wiles and Elman’s study, several papers analysed hidden unit activity (Rodriguez et al., 1999; Rodriguez, 2001) and stability issues (Tonkes and Wiles, 1999; Bodén et al., 1999). They observed instabilities during training, where small changes in weights can result in significant changes to the dynamics of the network, with the solution being repeatedly found, lost and found again.

It was suggested in Tonkes et al. (1998) that evolutionary hill-climbing might overcome some of the instabilities observed using gradient descent on the $a^n b^n$ task. Their results indicated that evolutionary hill climbing was able to learn the $a^n b^n$ task more consistently and with better generalisation results than backpropagation through time (BPTT). Comparative experiments between evolutionary and gradient descent training of Bodén et al. (2000) indicated

that evolutionary hill climbing is more reliable in finding solutions and also produces a more diverse set of solutions than the gradient descent approach.

Chalup and Blair (1999) trained SRNs successfully on the $a^n b^n c^n$ language using a specially tuned version of evolutionary hill climbing. In this pilot study it was shown for the first time that simple recurrent networks can learn to predict strings from $\mathcal{MA} = \{a^n b^n c^n; n \geq 1\}$ up to a depth of $n = 12$. It was later shown by Bodén and Wiles (2000) that second order sequential cascaded networks could successfully be trained by BPTT to predict the next symbol in strings of \mathcal{MA} , although training of first order recurrent networks remained unsuccessful. A selection of studies about training on non-regular languages such as $a^n b^n$ and $a^n b^n c^n$ was recently reviewed by Wiles et al. (2001). One common characteristic of all these studies was limited generalisation ability—the networks generalised only a few steps ahead with respect to the depth of the strings. Therefore they had only learned subsets of the infinite languages (cf. Bodén and Wiles, 2001). Tonkes and Wiles (1999) suggested that the limited generalisation ability could model human performance when processing center embedded sentences. In two recent studies Melnik et al. (2000) evolved RAAM networks capable of expressing all strings of the $a^n b^n$ language, while Gers and Schmidhuber (2001) trained Long Short-Term Memory Networks to predict the $a^n b^n c^n$ language with substantial generalisation ability. Both these network types are more complex than the first order networks of the present study and also the task presentation was different.

In the present study we further refined the incremental learning combined with evolutionary hill climbing approach of Chalup and Blair (1999). We show how to obtain networks which are able to predict sequences of strings from $\mathcal{MA} = \{a^n b^n c^n; n \geq 1\}$ and which are able to generalise to larger values of n as well as to different orderings of the strings in the data sequence. The development of each candidate network during the course of evolution is monitored and some of the emerging solutions are tested on their generalisation ability.

The present study therefore examined the hypothesis that evolutionary hill climbing when combined with incremental learning and a well-balanced training set can find recurrent networks that reliably learn context-free and mildly context-sensitive languages.

The main achievements of this study are a refined incremental learning scheme and network architecture as well as experimental results which provide answers to the questions:

- Can first order recurrent neural networks learn to predict sequences of strings from the language \mathcal{MA} and can they generalise beyond the training data ?
- Is data incremental learning more efficient than non-incremental learning and is there any qualitative difference in the training result ?

Additional achievements include comparative experiments on the $a^n b^{2n}$ language prediction task and observations obtained from a qualitative analysis

of the dynamics of hidden unit activity in a movie-type animation of several thousand networks which were generated for this experiment.

The article is structured as follows: Section 2 provides some background information on recurrent neural networks. The prediction task is explained in Section 3. Incremental evolutionary hill climbing for recurrent networks and its special adjustment called “data juggling” is the topic of Section 4. Section 5 covers simulations, experiments and their evaluation. The article concludes with a discussion and summary in Section 6.

2 Recurrent Neural Networks

In recent years a large variety of different recurrent neural network architectures for supervised learning have been investigated—see for example Hertz et al. (1991), Haykin (1999) or Tsoi and Back (1997) and Tsoi (1998) for overviews of the discrete and the continuous case. First order recurrent neural networks operate similarly to feed-forward networks but have recurrent connections. Second order networks additionally have multiplicative connections.

The present study employed a discrete time recurrent neural network with first order architecture which is often referred to as a *simple recurrent network* (SRN). It was independently invented by Elman (1990) and Robinson and Fallside (1988). A standard SRN with three units in each layer is displayed in Figure 1 with input units I1-I3, hidden units H1-H3, output units O1-O3 and

state units S1-S3. Bent arrows are fixed one-to-one copy connections which operate with a delay of one time step. The state units S1-S3 are therefore copies of H1-H3 and establish a memory for the network.

Figure 1 comes in here

First we used SRNs with three units in each layer and trained them using supervised learning on a one-step look-ahead prediction task, basically following the concept of Elman (1990). To improve performance on the $a^n b^n c^n$ task we later modified the SRN architecture and employed SRNs with additional shortcut connections from the three input units I1-I3 directly to the output units O1-O3 (SRNSC), see Figure 2. Shortcut connections have shown advantages for feed-forward networks when applied to classification tasks in Yao and Liu (1997) and Chalup and Maire (1999).

Figure 2 comes in here

The activation function we used was the hyperbolic tangent function

$$f(x) = \tanh(x) = \frac{e^{2x} - 1}{e^{2x} + 1},$$

which has the same shape as the standard sigmoid function

$$f(x) = \frac{1}{1 + e^{-x}}$$

but is stretched and translated so that it is point symmetric about the origin.

The network topology can be defined by a connectivity matrix, where the

columns represent I1-I3 and H1-H3 and the rows represent H1-H3 and O1-O3.

$$\mathbf{C} = (c_{ij}) = \begin{bmatrix} 1 & 1 & 1 & 2 & 2 & 2 \\ 1 & 1 & 1 & 2 & 2 & 2 \\ 1 & 1 & 1 & 2 & 2 & 2 \\ 0 & 0 & 0 & 1 & 1 & 1 \\ 0 & 0 & 0 & 1 & 1 & 1 \\ 0 & 0 & 0 & 1 & 1 & 1 \end{bmatrix}$$

Matrix \mathbf{C} determines the topology of a standard SRN. A standard connection is represented by ‘1’, the recurrent connections that operate with a delay of one time step are represented by ‘2’ and ‘0’ means there is no connection between the corresponding units. If the nine zero entries are replaced by ‘1’ the matrix \mathbf{C} will determine an SRNSC.

Let $\delta : \mathbb{Z} \times \mathbb{Z} \longrightarrow \{1, 0\}$ be the Kronecker delta function, defined by

$$\delta(a, b) := \begin{cases} 1 & \text{if } a = b \\ 0 & \text{if } a \neq b \end{cases}$$

and $\mathbf{W} = (w_{ij})$ be a weight matrix having the same dimensions as \mathbf{C} and

$\mathbf{b} = (w_{i0})$ be a *bias* vector. Further, let $y_i(t)$, $i = 1, \dots, 6$, denote the sum of the input activations to unit number i before the activation function (\tanh) is applied. And let $x_j(t)$, $j = 1, \dots, 6$, denote the output activation or signal of unit j for all input and hidden units and let $\text{output}_i(t)$, $i = 1, \dots, 3$ be the activation at the output units. Reset the activation of all units at time step 0 such that $x_j(0) = 0$, $j = 1, \dots, 6$, and $\text{output}_i(0) = 0$, $i = 1, \dots, 3$. Then the neural network at time steps $t \geq 1$ is determined by the equations:

$$\begin{aligned}
x_j(t) &= \text{input}_j(t), \quad j = 1, 2, 3 \\
x_j(t) &= \tanh(y_{j-3}(t)), \quad j = 4, 5, 6 \\
y_i(t) &= w_{i0} + \sum_{j=1}^6 \delta(1, c_{ij}) \cdot w_{ij}(t) \cdot x_j(t) \\
&\quad + \sum_{j=1}^6 \delta(2, c_{ij}) \cdot w_{ij}(t) \cdot x_j(t-1), \quad i = 1, 2, \dots, 6 \\
\text{output}_i(t) &= \tanh(y_{i+3}(t)), \quad i = 1, 2, 3
\end{aligned}$$

By treating regions of the hidden unit space as machine states, discrete time recurrent neural networks have been interpreted as neural state machines in analogy to a type of generalised finite state machine called the Mealy-Moore Machine (Hopcroft and Ullman, 1979). For more details on this interpretation see for example (Pollack, 1991; Blair and Pollack, 1997; Kremer, 1999; Carrasco et al., 2000).

3 Prediction Task

One aspect of language processing is predicting a symbol sequence which is formed according to syntactic rules determined by a grammar. A recurrent neural network can transform an input sequence to an output sequence using a stepwise prediction based on the input information. In the *one-step look-ahead prediction task* (Elman, 1990, 1991) symbols of the input sequence are presented to the network one by one and the network output is taken as a prediction of the next symbol. For fully predictable sequences the input and output sequences are supposed to be the same once the network has learned the prediction task correctly. Hence a perfectly trained network could theoretically predict the whole sequence if the output is fed back to the input units. However, in some situations not all symbols of the sequence are uniquely determined; for example in the case of the $a^n b^n c^n$ prediction task, with unknown depth n at the beginning of a string, it is impossible to predict when the first b will occur.

With the aim of investigating learnability of the one-step look-ahead prediction task for non-regular languages we performed experiments using training sequences formed by strings of one of the following types, where always $n \geq 1$:

$$\begin{aligned} q_n &= a^n b^n \\ r_n &= a^n b^{2n} \\ s_n &= a^n b^n c^n \end{aligned}$$

Here $a^n b^n$ and $a^n b^{2n}$ are strings from context-free languages while $a^n b^n c^n$ is a string from a (mildly) context-sensitive language. In all cases the neural network is presented with a sequence of these strings for varying values of n . Since our interest is focused on the language of multiple agreements $\mathcal{MA} = \{s_n; n \geq 1\}$ we will from now on use strings $s_n = a^n b^n c^n$ from this language as examples in our explanations, which can be adjusted to the other languages straightforwardly.

The training sequence is made of strings of different depths and the symbols of each string are represented by vectors

$$\begin{aligned} a &= (+\mathbf{1}, -1, -1), \\ b &= (-1, +\mathbf{1}, -1), \\ c &= (-1, -1, +\mathbf{1}). \end{aligned}$$

The symbols of the input sequence are fed one at a time into the three dimensional input layer (I1-I3) of the neural network (Figure 1 or 2). Each output unit (O1-O3) is assigned to one of the three symbols a , b , or c and, in our setting of the task, the unit with the highest activation determines the predicted symbol³.

Since the depth n is not known to the network at the start of a string it cannot predict when the first b will occur and logically it cannot know how many a 's

³ Some authors have applied a more rigid interpretation, insisting that the output for the predicted symbol must be above a fixed threshold and that the outputs for all other symbols must be below that threshold (e. g. Rodriguez et al., 1999; Bodén and Wiles, 2000; Gers and Schmidhuber, 2001).

will follow the first a . The $a^n b^n c^n$ task is therefore not about predicting the complete string but only a part of it. We chose to interpret the $a^n b^n c^n$ task as an $a^n *^1 b^{n-1} c^n$ task⁴. Here, once the network has processed the first b , it is required to predict $n - 1$ additional b 's, followed by n c 's, followed by an indeterminate (but nonzero) number of a 's (which form the beginning of the subsequent string). That is, the network has to learn that the first a is followed by a 's and not by other symbols until the first b occurs. For example, in the sequence of three strings

$$s_3 s_2 s_4 = aaabbbccc|abbcc|aaaaabbbccccc$$

all 27 symbols except the three bold **b**'s have to be correctly predicted.

4 Training Method

In the present study SRNs and SRNSCs were trained using a random search algorithm which we call *evolutionary hill climbing*, following the terminology of Pollack and Blair (1998). The algorithm was applied together with a special way of presenting the data, called *data juggling*, which is a refined version of the method employed already in (Chalup and Blair, 1999) and will be de-

⁴ A different interpretation, which could be called the $a^1 *^n b^{n-1} c^n$ task, has been employed, for example, by Bodén and Wiles (2000). This interpretation requires the network to do the same prediction as in the $a^n *^1 b^{n-1} c^n$ task with the only difference that it has free choice for all n symbols following the first a of each string. The network is only required to predict those symbols which are determined as a logical consequence of the properties of the $a^n b^n c^n$ language. With this easier task only 18 instead of 24 symbols in the example sequence are required to be correctly predicted: $s_3 s_2 s_4 = aaabbbccc|abbcc|aaaaabbbccccc$.

scribed in more detail in Section 4.3. First we focus on the standard version of evolutionary hill climbing, which is displayed in Table 2 in an abstract form independent of data or network. It is essentially the (1+1)–ES algorithm of Rechenberg (1965) and Schwefel (1965) and can be interpreted as a simple evolutionary algorithm which employs only mutation and selection for a population containing just two networks (although it was later generalised to larger populations and modified in several directions—see Rechenberg (1994); Schwefel (1995); Rudolph (1997); Beyer (2001)).

Table 2 comes in here

Following the terminology of Pollack and Blair (1998) we call the current neural network with its corresponding weight matrix $W_{champ} = (w_{ij})$ the *champion*. In the experiments for the present project the initial weights for the champion were all generated from an $N(0, 0.05)$ normal distribution. Given the champion W_{champ} , the hill climber endeavors to find a “fitter” weight matrix by

generating a *mutant* matrix $W_{mutant} \leftarrow W_{champ} + \Delta W_{mutant}$ and comparing the champion and the mutant by evaluating the corresponding networks on the training set. If the mutant produces a lower error than the champion it is regarded as fitter and will replace the old champion, otherwise the champion is selected again and the mutant is discharged. In this process the coefficients Δw_{ij} of the *step matrix* $\Delta W = (\Delta w_{ij})$ are randomly generated from a normal distribution $N(0, \sigma)$ whose standard deviation σ has itself been selected from an $N(0, 0.01)$ normal distribution. This two-step generation of the random weights was inspired by Angeline et al. (1994).

Evolutionary hill climbing is a so called *epoch learning* or *batch learning* method. In contrast to *pattern learning*, where the neural network's weights are updated after each training pattern, in epoch learning the weights are updated depending on the accumulated error at the end of the epoch (batch). The latter method provides a more reliable basis from which to decide about the next step, than only using the error obtained from a single pattern evaluation.

4.1 Incremental learning

Incremental learning for recurrent neural networks was proposed and employed by many researchers (e.g., Sun et al., 1991; Giles et al., 1992; Das et al., 1993; Elman, 1993; Kirby and Hurford, 1997), on the assumption that it is better to train a network on simple data (e.g. short strings) initially and

gradually increase the difficulty of the data (e.g. introduce longer strings) as the training progresses, rather than training on the full range of data from the very beginning. More general, incremental learning with neural networks can be characterised as any learning scheme that changes, in a staged and directed way, either the structure of the neural network, the learning parameters, the complexity of the input data, or a combination of these (Chalup, 2002).

In the case of the $a^n b^n$ and $a^n b^n c^n$ prediction tasks, the strings are naturally ordered by their depth n . Our initial approach therefore followed a strategy of increasing the maximum allowable depth once the strings of the current training set had been successfully learned. As the maximum depth increased, the lower-order strings were retained in the training set, to make sure the network did not “unlearn” them. While this method had been successful for the $a^n b^n$ task (cf. Tonkes et al., 1998) it seemed not to work in our pilot studies for the $a^n b^n c^n$ task. Only after the *order* of the strings in the sequence that represented an epoch was allowed to change during training successful networks for the $a^n b^n c^n$ task were obtained (Chalup and Blair, 1999). Keeping in mind that the activations are not reset at the end of each string, it appears to be important that the network be exposed to a variety of different string orderings, since it might otherwise learn to predict the strings only in one particular order (by exploiting residual information retained from one string to the next) but then be unable to generalize to new orderings. We therefore adopted a special mechanism for generating our training sequences, which is described in more detail in Section 4.3.

A *training sequence of depth k* , with $3 \leq k \leq 20$, is a concatenation of 30 strings of type s_n , $n \leq k$, such that the string of maximum depth s_k appears exactly once and the other 29 strings have randomly selected depths from $\{1, \dots, k-1\}$ with a distribution biased (linearly) towards the lower numbers and with each of these depths guaranteed to occur at least once.

When we come to test the generalisation abilities of our networks (in Section 5.3) we will therefore be looking for two different kinds of generalisation:

- (1) Generalisation to sequences with different orderings of the strings s_n .
- (2) Generalisation to sequences which contain strings for larger values of n than contained in the training set.

The following paragraphs introduce an incremental learning scheme for epoch learning which instead of using a fixed data set modifies it during the evolutionary training process. The pseudo code for this method is listed in Table 3.

4.2 *Fitness Calculation and Selection Rule*

Broadly speaking, there are two ways of measuring the success of a neural network performing a symbol processing task—its *accuracy* (i.e. number of symbols correctly predicted) and its *error* (a measure of the extent to which the network outputs differ from their target values). Although the *accuracy* is what ultimately ought to be maximized, many training algorithms instead make use of the *error* measure because it has the advantage of being continuous and

differentiable. Clearly, differentiability is only important for gradient-based methods like backpropagation. However, continuity may provide some benefit even for evolutionary hill-climbing algorithms, since otherwise the weights must wander blindly through a flat region before finding the right location for climbing to the next “level”. Some studies have combined the two measures, using error as a secondary criterion to separate networks having the same accuracy (Tonkes et al., 1998).

For the present study, after several pilot experiments, we decided on a rather sophisticated selection rule based on both error and accuracy, which we now describe in detail.

The error calculation took all symbols of a training sequence, except the first b of each string, into account (compare Section 3). Let $\nu = 1, 2, 3$ be the index for the three output units, i the index of a symbol within its string, and let j be the index of a string within the sequence. For simplicity assume that the depth of the string with index j is $j = \text{depth}_j$. Then the mean squared error (mse) for string $s_j = a^j b^j c^j$ is calculated from the network’s output activations $o_{\nu ij}$ and the corresponding target values $t_{\nu ij}$ as follows:

$$mse(s_j) = \frac{1}{3j-1} \sum_{i=1}^{3j-1} \left(\frac{1}{3} \sum_{\nu=1}^3 (o_{\nu ij} - t_{\nu ij})^2 \right)$$

The mean squared error (mse) for the whole training sequence or epoch was calculated separately in two parts— mse_{Low} and mse_{High} —which depended on the stage k of training; $mse_{High} := mse(s_k)$ was the mean squared error for

the longest string of the sequence which appeared only once and corresponded to the highest stage k ; $mse_{Low} := \frac{1}{|\mathcal{L}|} \cdot \sum_{j \in \mathcal{L}} mse(s_j)$ took the set \mathcal{L} of indices of the remaining strings in the training sequence into account, that is all strings of depth $j < k$ in the training sequence.

The total error of the network at the end of each epoch was calculated from the sum of the squares of mse_{Low} and mse_{High} :

$$error_{total} := mse_{Low}^2 + mse_{High}^2$$

This error sum was an adaptive version of the linear combination initially used by Chalup and Blair (1999). Experiments with the initial linear combination had shown oscillations between the low and the high part of the error during training. That is, it happened repeatedly, while one part of the error decreased, the other part increased and vice versa. The intuition behind the new error function was that it should automatically reinforce the influence of any small change of either the low or the high part of the error and thus dampen these oscillations. More test runs indicated that the new error function improved performance.

The accuracy of correct prediction was defined as

$$accuracy := \frac{\text{number of correctly predicted symbols}}{\text{total number of predictable symbols in the sequence}}$$

The first b of each string did not count. Similarly to the mse , the accuracy is

separately calculated for the low and the high part of the training sequence.

Selection is based on fitness and follows the rule:

A new mutant is regarded as fitter than the champion if one of the following two conditions is fulfilled :

- (1) The mutant achieves 100% accuracy on the low part of the sequence and its mean squared error on the high part of the sequence (mse_{High}) is less than that of the champion, or*
- (2) The champion achieves less than 100% accuracy on the low part of the sequence, and the mutant's total error is lower than that of the champion.*

These conditions were chosen based on two observations from pilot experiments. A selection rule based purely on accuracy seemed frequently to result in training “without direction”, that is, it was not able to contribute to any improvement with respect to error or accuracy. Similarly a selection rule based on error minimisation alone showed only very slow improvements and seemed to be too restrictive to go around minor local minima. Therefore we combined both strategies. Condition (1) guided training by minimising the mse_{High} while it did not care about the mse_{Low} as long as the accuracy on the low part was 100%. That is, there was some freedom for the error to increase on the low part as long as the accuracy was not affected. Condition (2) took care of all cases where the accuracy on the low part was not 100%. This could appear, for example, after the juggling algorithm switched to a different permutation of the training sequence (more details in Section 4.3). In this situation the network

would first have 100% accuracy on the low part and then after the switch the accuracy could drop drastically. However, in these cases the network would only require fine-tuning to regain the full accuracy. We had the impression that, for training in this situation, accuracy alone was too unstable to be an appropriate fitness measure. Therefore the above function for error_{total} was used. We note it could happen that, before the accuracy on the low part is recovered, the mutant gets selected while it is less accurate but has a lower error_{total} than the champion.

Table 3 comes in here

4.3 *Data Juggling*

The idea of evolutionary hill climbing with *data juggling* is to use the function “juggle” to permute the order of the symbol strings in the training sequence

and to continue training on the modified training set⁵. In contrast to Tonkes et al. (1998) who employed training sequences with fixed (increasing) order of strings ($a^1b^1a^2b^2\dots a^nb^n$), data juggling approximates a random order presentation of strings for epoch learning with weight update and reset at the end of each epoch. The pseudo code of evolutionary hill climbing with data juggling is listed in Table 3 which is an extension of Table 2 but does not repeat every detail. The incremental learning scheme is controlled by the depth or *stage parameter* k which starts from $k = 3$ and maximally reaches $depth_{max} = 20$. Before the central FOR-loop is entered the current champion is evaluated on a series of training sequences of increasing depth and with different orderings of strings. Encapsulated in this evaluation are calls to the function “juggle”. One outcome of the evaluation is the number $depth_{champ}$ which is the largest depth the champion was able to process with 100% accuracy. Then the FOR-loop of evolutionary hill climbing is entered with the next training sequence the champion was not able to process. After the FOR-loop the function “juggle” can be called depending on some conditions—for example, as soon as the champion has reached a new stage (i.e. $depth_{champ}$ increased), or after a fixed number ($maxEpochs$) of iterations (i.e. when the algorithm “got stuck”). While epoch learning methods like evolutionary hill climbing typically use a

⁵ Some people have suggested to use an end-of-string marker so that the network can reset itself between strings and always start from the same state. This would alleviate the need for data juggling because the order of the strings would then be irrelevant. Gers and Schmidhuber (2001) employed an end-of-string marker but did not reset activations at the end of the strings. Bodén and Wiles (2000, 2001) did not use the end-of-string marker and updated the weights at the end of each string without resetting at all. All these studies including Rodriguez et al. (1999) and Rodriguez (2001) presented the strings in random order to the network.

fixed training set, data juggling can be regarded as a step towards pattern or on-line learning. Three parameters control the juggling process. They follow some heuristics which we decided in pilot experiments:

- *Juggle factor*: determines how many strings change positions in the sequence during one permutation of strings. After a series of tests with different juggle factors we decided to use juggle factor 4 as standard for our experiments. This parameter is encapsulated in the juggle function in Table 3.
- *Maximum of Juggles*: determines on how many permutations of the 30-string long training sequence the network is trained before a new stage is approached. For each stage k the maximum of juggles was increased using the formula $\min(1000, k^3)$. This parameter is part of the juggling conditions in Table 3.
- *maxEpochs*: determines the maximum number of epochs which should be spent on one training sequence. This parameter was linearly increased for each stage k following the function $\text{maxEpochs} = 2500 \cdot (k - 2)$.

The evolutionary training process which is implemented in the data juggling algorithm starts from a randomly generated set of weights which was chosen from an $N(0, 0.05)$ normal distribution. The network then evolves, following the combination of incremental learning with evolutionary hill climbing and permutation of the training sequence. The epochs are counted from the beginning and each time a network evolves which is able to process a newly generated training sequence with 100% accuracy its weights and the asso-

ciated epoch are written into a special file which we call the *epochfile*. Each training process results not only in a single network but in a series of networks at different epochs with typically several of them for each stage.

5 Experimental Results and Evaluation

Training and evaluation of the networks in our experiments is focused on stage 8. An evolutionary training process is deemed to be “successful” and the latest trained network is called a *solution (for stage 8)* as soon as it is able to process at least one sequence of strings correctly at stage 8. Networks which begin their training at stage 3 are referred to as being trained *with incremental learning*. Networks which begin training directly at stage 8 will be considered to be trained *without incremental learning* because they do not experience the incremental learning between stages 3 and 8 even if their training above stage 8 up to the maximal stage 20 would be incremental. These experiments at the same time address the question of whether incremental learning is more efficient. The experimental investigation employed three types of evaluation methods:

- (1) Evaluation of the efficiency of training up to stage 8, see Section 5.1.
- (2) Characterisation of the evolution of hidden unit dynamics, see Section 5.2.
- (3) Refined evaluation of generalisation ability, see Section 5.3.

5.1 Efficiency of Training

Table 4 provides in seven columns an overview of the results of all our training experiments. Each experiment or “run” is a training process using evolutionary hill climbing with data juggling which starts from a randomly initialised network. The first row of the table specifies the task, the second row tells the network architecture and the third row states whether incremental learning was used or not. The fourth row of the table is the total number of runs and the fifth and sixth rows indicate how many of these runs produced a solution within one million and two million epochs, respectively. Rows 7 to 11 give the minimum, maximum, median, mean and standard deviation of the epoch numbers of the set of solutions for each class of experiments.

Table 4 comes in here

5.1.1 *Incremental versus Non-Incremental Learning*

To investigate the influence of the incremental training scheme, networks with different random initial weights from an $N(0, 0.5)$ Gaussian distribution were generated; each of them was trained first with incremental learning, starting from stage 3, and then again using the same initial weights without incremental learning, directly for stage 8.

Thirty SRNSCs with two hidden units were trained with different random initial weights on the $a^n b^n$ prediction task for a maximum of one million epochs. The number of solutions found was the same with and without incremental learning (24 out of 30). However, using a standard t-test we can infer from the results displayed in Table 4 that training with incremental learning achieves a solution significantly faster than training without incremental learning, with a confidence level of 99% (p-value $< 10^{-5}$).

Forty SRNSCs with three hidden units were trained with different random initial weights on the $a^n b^n c^n$ prediction task for a maximum of two million epochs, both with and without incremental learning. In column 4 and 5 of Table 4 we can see that the number of successful networks is considerably higher for incremental learning (23 out of 40) than for non-incremental learning (10 out of 40). Training times were considerably longer than for the $a^n b^n$ task. They seem to be slightly shorter for incremental learning compared to non-incremental learning, although we can make this claim only with a statistical significance of 90% (p-value = 0.0914).

For comparison we performed experiments using standard SRNs without short-cut connections, of the kind used in previous work (Chalup and Blair, 1999) where it was found that SRNs could learn the task and generalise to different orderings of the strings in the data sequence. Some of them were also able to generalise to sequences which contained strings of one or two stages larger depth than the training sequence (cf. Section 5.3). Our experiments indicate that the rate of training success is higher with SRNSCs than with SRNs (see row 6 and columns 4–7 of Table 4).

5.1.2 *Context-Free versus Context-Sensitive Language Learning*

The question arises as to whether the improved performance for the $a^n b^n$ task relative to the $a^n b^n c^n$ task can be explained by the smaller size of the network and training data. To investigate this question, we trained 30 networks on the context-free $a^n b^{2n}$ language using the same network which was used for the $a^n b^n c^n$ experiments (i.e. the (3-3-3-3)–SRNSC in Figure 2). The results in column 3 and 4 of Table 4 show that even if network and data size are the same, the context-free language $a^n b^{2n}$ can be learned faster and more reliably than the context-sensitive language $a^n b^n c^n$.

5.2 *Dynamics of Hidden Unit Activation*

Methods from dynamical systems theory can be used to evaluate the qualitative behaviour of recurrent neural networks after training (Hirsch, 1984,

1989, 1991; Kolen, 1994). For example, while processing an input sequence, the activation of each network unit moves along a trajectory in the corresponding activation space. Generally, a wide range of dynamical behaviour such as periodic, quasi-periodic, steady-state and chaotic behaviour is possible (compare e.g. Tino et al., 2001). The way the task is accomplished in the present case can be understood in comparison with previously known solutions for the $a^n b^n$ prediction task (Wiles and Elman, 1995) and the $a^n b^n c^n$ prediction task (Chalup and Blair, 1999) which involved attracting fixed points (*attractors*) and repelling fixed points (*repellers*). The network of Wiles and Elman (1995) achieved the $a^n b^n$ task by effectively “counting up” the number of a ’s as its trajectory contracted towards an attractor, and then “counting down” the same number of b ’s as it diverged from a repeller. A trajectory is said to be *monotonic* if its projections to the coordinate axes develop monotonically in time, otherwise it is called *oscillating* (Rodriguez et al., 1999). A *saddle point* is a fixed point which is attracting in one direction and repelling in another direction.

Earlier work by Tonkes et al. (1998) on the $a^n b^n$ task revealed that the number of negative *self-weights*⁶ in a network gives a good indication of its dynamic behaviour; networks with all positive self-weights were almost always monotonic while those with negative self-weights tended to be oscillating. We therefore counted the number of positive and negative self-weights for our

⁶ The three weights which are associated with the connections $S1 \rightarrow H1$, $S2 \rightarrow H2$, $S3 \rightarrow H3$ in Figure 2 are called *self-weights*.

SRNSC networks trained on the $a^n b^n c^n$ task. As can be seen from Table 5, 17 of the 23 successful networks found by incremental learning had no negative self-weights, while 9 of the 10 networks found by non-incremental learning had at least one negative self-weight, suggesting that incremental learning is more likely to find monotonic solutions while non-incremental learning is more likely to find oscillating solutions.

Table 5 comes in here

Only one network was found to have three negative self-weights (see Table 5). Although this network is exceptional in the present context, it is a convenient place to begin our discussion of dynamics because its behaviour is most similar to that of networks reported in other articles (e.g. Chalup and Blair, 1999; Rodriguez et al., 1999; Bodén and Wiles, 2000). The state trajectory for $a^8 b^8 c^8$ has 24 states (see Figure 3), each of them corresponding to an *input symbol* ('a1–a8', 'b1–b8', 'c1–c8') and a *predicted symbol* ($a = \bullet$, $b = \times$, $c = \circ$) and

undetermined = ‘*’). The states are connected by lines to show qualitatively how the trajectory steps through the symbol clusters. The network begins by counting up the number of a ’s as it converges to an attractor (close to a_8) in the bottom right corner of the hidden unit space. Upon presentation of the first $b = ‘b_1’$, the activation shifts upwards and more to the left side of the activation space, where it employs a two-pronged strategy of counting down by divergence from a repeller in the H2 dimension until the first $c = ‘o’$ is predicted correctly, while simultaneously counting up by convergence to another attractor in the H3 dimension. That is, the trajectory of b ’s shows a behaviour which is typical for trajectories in proximity to a saddle point. The c ’s are then counted down by divergence from another repeller in the H2 dimension, returning to the cluster of a ’s = ‘●’ on presentation of the string’s final symbol c_8 .

Figure 3 comes in here

In order to globally analyse the hidden unit activation dynamics of the whole evolutionary process we produced several movies which show how the dynamics evolve during training. We recorded the weights of every network that reached a new stage or was able to process a new ordering of the data sequence with 100% accuracy. All these weights together with the epoch at which they emerged were stored in an *epochfile*. For the movies each weight-set stored in the epochfile was evaluated on the string $a^n b^n c^n$, where n was the highest stage the network was trained on. The activation of the hidden units (H1-H3) while processing $a^n b^n c^n$ was then plotted in a 3-dimensional graph. In this way we obtained for each evolutionary process (corresponding to one initial condition) a sequence of graphs displaying the hidden unit activation dynamics of all successful networks at all stages.

An examination of the movies generated by all the successful runs reveals that the difference in signature of the self-weights between incremental and non-incrementally trained networks reflects a qualitative difference in the pattern of hidden unit activation dynamics, as illustrated in Figures 4 and 5. The network in Figure 4 was trained incrementally while that in Figure 5 was trained non-incrementally, starting from the same initial condition. The 3-dimensional graphs and their 2-dimensional projections onto the three coordinate planes show the activation of the SRNSCs' hidden units H1-H3 while processing the string $a^8 b^8 c^8$.

Figure 4 comes in here

Figure 5 comes in here

The network in Figure 4 was trained incrementally. It has three positive and no negative self-weights, and its trajectory moves through a sequence of three repellers. It begins at ‘ a_1 ’ by counting up the number of a ’s as it monotonically diverges from a repeller at the beginning of the trajectory in 3D hidden unit space (Figure 4(a)). Upon presentation of the first $b = b_1$, the activation shifts

to the right side of the space, where it again moves monotonically away from a repeller close to ‘ b_1 ’. The third repeller is close to ‘ c_1 ’ from where the trajectory moves monotonically back to the left until it reaches, almost having completed a circle, the area where it initially started with ‘ a_1 ’. Compared to previously reported solution networks, this one is unusual in that it relies on nonlinear dynamics to make the activations “turn a corner” as the b ’s are processed.

The network in Figure 5 was trained non-incrementally starting from the same initial weights as the network in Figure 4. It has two positive and one negative self-weight, and employs a combination of oscillating and monotonic trajectories. The displayed trajectory for the string $a^8b^8c^8$ starts to count up the a ’s by oscillating towards an attractor in the bottom right corner of Figure 5 (b). It then counts down by divergence from an oscillating repeller in the H3 dimension, and at the same time counts up the b ’s through a monotonic trajectory in the H2 dimension (compare Figure 5(c)). The former ensures that the first $c = ‘o’$ is predicted correctly, while the latter prepares for the c ’s to be counted down by divergence from a new monotonic repeller in the H1 dimension (Figure 5(c)), ready to predict the first $a = ‘\bullet’$ at the beginning of the next string.

In contrast to the unstable picture of generalisation ability which we will discuss in Section 5.3, the characteristics of the hidden unit activity dynamics during the course of evolution were generally stable. When evaluating the trajectories and state clusters of 40 movies encompassing over 2000 networks,

in both cases—the incrementally trained and the non-incrementally trained networks—after an initial period of instability the solutions’ qualitative picture of hidden unit dynamics hardly ever changed during the whole course of evolution. We also observed that the signatures remained constant for all solutions generated during the training of the networks shown in Figures 4 and 5. All this indicates that once a solution is found the following development and subsequent solutions were locked into the same behaviour.

In other grammar learning studies with a similar objective, incremental learning (using stepwise increase of string length) either helped to improve learning (Das et al., 1993; Elman, 1993) or appeared to impose some restrictions on the way networks developed during the learning process which finally inhibited successful learning, see (e.g. Zeng et al., 1994; Rohde and Plaut, 1997, 1999, 2003). The diverging results and observations of different researchers support the view that training recurrent networks is a subtle procedure whose success and outcome depend on many parameters which also determine whether incremental learning can be helpful in a specific setting. We have found in the present study that the incremental approach tends to find solutions faster and more often than the non-incremental approach, and that the incremental solutions tend to have monotonic dynamics while the non-incremental solutions make use of oscillating behaviour.

5.3 Generalisation

The ability of a trained recurrent neural network to generalise to a set of test samples is an important indicator of how well the network was able to learn to predict the characters of all (infinitely many) strings which can be formed according to the rules of the language from which the training examples were taken. Generalisation ability is tested by evaluating the network's performance on new data sequences which have not been used for training. In the present study new data sequences were formed in two ways:

- Permutation of the order of the symbol strings in the data sequence⁷.
- Inclusion of strings of larger depth which had not been used for training.

The result of evolutionary training with data juggling is, as explained above, not a single solution but an epochfile which contains a sequence of successful networks. During evolution the networks' abilities typically do not monotonically increase; networks can frequently unlearn or degenerate before they learn again. Networks are reset at the end of a sequence (or epoch) but not after each string. Therefore generalisation to strings of larger depth k must be tested in the context of generalisation to sequences with different orderings of the strings s_n . We classify the networks of an epochfile into two categories:

- *Weak solutions for stage k* : Networks which are able to process at least

⁷ For each stage and network we tested 200 sample permutations of strings within a selected training sequence.

one sequence of stage k .

- *Strong solutions for stage k* : Networks which are able to process all sequences of stage k with 100% accuracy.

We further distinguish between two types of *jumps*⁸ which denote two categories of generalisation to strings of larger depth:

- *Weak jumps*: A network which is trained for stage k and which is able to process at least one permutation of stage $k + 1$ is said to be performing a *weak jump* between the two stages.
- *Strong jump*: A network which is a strong solution for the stage it has been trained for *and* also for the next higher stage is said to be performing a *strong jump* between the two stages.

Our method and terminology for testing generalisation ability of the trained recurrent networks is a refinement and extension of the approach taken by other studies of this kind where the network was only tested on a single string at the next stage. With our method a more complete evaluation of learning is obtained.

Generalisation abilities of the networks which were stored in the epochfiles were very unstable and networks generalising well (i.e. long or strong jumps) were exceptional. Therefore we have restricted our evaluation to a few characteristic example processes which will be discussed in the following paragraphs.

⁸ Note that ‘jump’ refers here to the network’s generalisation behaviour and *not* to the behaviour of its hidden unit trajectories.

5.3.1 Generalisation Results for SRNSCs Trained on $a^n b^n$

Results of a generalisation test for one of the runs of SRNSCs on the $a^n b^n$ task are displayed in Table 6. The table shows results for a selection of all networks (there were 33 networks in this example) which were obtained during the evolutionary incremental training process, between stage 3 and stage 15, starting from one particular initial condition. In the first column the depth of the longest string in the sequence which corresponds to the stage of training is displayed. In the horizontal direction each column corresponds to a neural network which was written to the epochfile. The number in the first row of each column is the epoch at which the network was successful and at which its weights were stored in the epochfile. In most cases the epochfile contains several networks per stage (in the example of Table 6 it was between 2 and 6 per stage). Several solutions per stage were generated if retraining after permutation of the training sequence was necessary. For display in the table only one of them with good generalisation for that stage was selected (in the example of Table 6 all jumps that were obtained are included). The other numbers in the table are the percentage values for correctly predicted permutations of the data sequence. The number in bold corresponds to the stage the network has been trained for. If the entries below the bold number are not zero then the network generalises to strings of larger depth, that is in our terminology, it jumps either weakly or strongly. The networks displayed in Table 6 are all strong solutions for the stage they have been trained on. The networks trained on stage 9 and 13 jump strongly one stage ahead and jump weakly for another

stage. The evaluation of epochfiles from other runs of the same experiments resulted also in networks which weakly jump up to five stages ahead but do not jump strongly at all.

Table 6 comes in here

5.3.2 *Generalisation Results for $a^n b^n c^n$*

Generalisation was evaluated for SRNs and SRNSCs trained on the $a^n b^n c^n$ task. Compared with the generalisation results of the $a^n b^n$ task in the previous section in the case of the $a^n b^n c^n$ task jumps were shorter and strong jumps were not observed. Some of the SRNs and SRNSCs jumped weakly two or three stages ahead where, within the small set of examples, SRNSCs performed better than SRNs. Table 7 shows the generalisation results for example SRNSCs taken from an epochfile which was the outcome of an incremental run. Jumping ability and generalisation to different orderings changed during the course of evolu-

tion which reflects the typically unstable learning behaviour. The last three columns in Table 7 seem to indicate a tradeoff between good generalisation regarding the ordering (column 8) and good generalisation regarding depth (column 7 and 9). The generalisation results obtained with non-incrementally trained SRNSCs had similar characteristics. To get an indication whether incrementally or non-incrementally trained solution networks were more likely to generalise to higher stages we counted the number of networks that jumped weakly from stage 8 to stage 9. First we counted all networks of successful training runs for stage 8 and found that 14.1% of the 995 incremental solutions and 24.7% of the 547 non-incrementally trained solutions jumped. Taking into account that most runs produced several solution networks at each stage 30% of the 23 successful incremental runs and 60% of the 10 successful non-incremental runs generated jumping networks (cf. Table 4).

5.3.3 *Discussion of Generalisation Results*

When evaluating the generalisation ability of sequences of networks from several epochfiles from all types of experiments of the present study we made the following general observations:

- Generalisation of networks within an epochfile was very unstable. Once a network had acquired a certain generalisation ability it often lost it within a few more epochs.
- Jumping networks were the exception and the majority of networks in

the epochfiles could only generalise to different orderings of the strings in the data sequence.

- Long strong jumps were almost never observed.
- Non-incrementally trained networks were more likely to jump than incrementally trained networks.

Tonkes et al. (1998) speculated for the $a^n b^n$ task that oscillating solutions generalise better than monotonic solutions. This hypothesis (in the case of the $a^n b^n c^n$ task) is supported by the last item of the above list together with our observation that most non-incrementally trained networks had oscillating trajectories while incrementally trained networks tended to have monotonic trajectories (Section 5.2).

We conclude that networks obtained via the approach of the present study were, within the limited number of one or two million epochs, able to learn to predict the symbols in finite sequences of strings from simple context-free and context-sensitive languages. Several of the trained networks (SRNs and SRNSCs) generalised to strings of slightly larger depth than used for training.

Table 7 comes in here

6 Discussion and Summary

Finally we can come back to answer the two questions stated in the introduction and summarise further insights we have gained. The experiments have shown how evolutionary hill climbing can be used to train first order recurrent neural networks on the $a^n b^n$ and $a^n b^n c^n$ tasks. It was possible to evolve solutions which generalise in depth and to different orderings of the strings in the test sequences for both SRNs and SRNSCs. The additional shortcut connections of the latter architecture equipped the networks with more weights and also allowed the input signals directly to influence the output signals. This turned out to be an advantage in most experiments on the $a^n b^n c^n$ task. First order networks are therefore sufficient for learning to predict subsets of this type of context-sensitive language.

The question of whether incremental learning is more efficient than non-incremental learning has been investigated on the $a^n b^n$ and the $a^n b^n c^n$ task. In almost all experiments incremental learning produced more solutions than non-incremental learning and incremental learning produced its solutions faster. Comparative training experiments also revealed that learning the context-sensitive language $a^n b^n c^n$ is harder than learning the context-free languages

$a^n b^n$ or $a^n b^{2n}$.

All experiments showed that training was unstable. Symbol sequences which had been learned by the network were often unlearned at a later stage of the evolutionary training process and generalisation ability went up and down during evolution. A classification of the solution networks according to the signature of their self-weights together with a graphical analysis of hidden unit dynamics revealed that incremental learning produced more monotonic solutions while non-incremental learning resulted in solutions with trajectories which tended to oscillate within the state clusters. The oscillating solutions were more likely to generalise to strings of larger depth than the monotonic solutions. In contrast to the abovementioned instability regarding generalisation ability of the networks during training, the qualitative picture of hidden unit dynamics and the signature of self-weights remained stable during the whole process in almost all of the evaluated evolutionary runs. Once a network had learned to process the first stage it was trained on, the essential characteristics of hidden unit dynamics typically did not change during further training. This finding seems to indicate that lack of robustness during learning is not related to errors caused by the system's bifurcations and there is no passing back and forth between bifurcations during learning.

In the context of the ongoing debate about the capabilities of connectionist networks for language processing tasks (Touretzky, 1991) the present study shows that connectionist models start to be able to learn a kind of language

complexity which is, according to some current linguistic opinions, closer to natural language than the traditional complexity classes of the Chomsky hierarchy. According to Joshi et al. (1991) the family of MCSLs contains the most significant languages that appear in the study of natural languages (cf. Joshi and Schabes, 1997; Frank, 2000). Our result that first order recurrent networks can to some degree learn \mathcal{MA} might therefore shed additional light on the question of which mechanisms and concepts constitute the human language capacity.

Acknowledgements

The authors would like to thank all reviewers for their helpful suggestions. The first author was supported by a PhD scholarship from the Faculty of Information Technology at Queensland University of Technology, and through a Research Grants Committee ECR grant from the University of Newcastle. The second author was supported by the Australian Research Council under grant S4005295, and by a supercomputer allocation from APAC.

References

Angeline, P. J., Saunders, G. M., Pollack, J. B., 1994. An evolutionary algorithm that constructs recurrent neural networks. *IEEE Transactions on Neural Networks* 5, 54–65.

- Arbib, M. A. (Ed.), 1995. The Handbook of Brain Theory and Neural Networks. Cambridge, Mass : MIT Press.
- Baeck, T., Fogel, D. B., Michalewicz, Z., Pidgeon, S., 1997. Handbook of Evolutionary Computation. IOP Publishing Ltd. and Oxford University Press.
- Bengio, Y., Simard, P., Frasconi, P., 1994. Learning long-term dependencies with gradient descent is difficult. IEEE Transactions on Neural Networks 5 (2), 157–166.
- Beyer, H.-G., 2001. The Theory of Evolution Strategies. Natural Computing Series. Springer-Verlag.
- Blair, A. D., Pollack, J. B., 1997. Analysis of dynamical recognizers. Neural Computation 9 (55), 1127–1142.
- Bodén, M., Jacobson, H., Ziemke, T., 2000. Evolving context-free language predictors. Morgan Kaufmann Publishers, San Francisco, CA, pp. 1033–1040.
- Bodén, M., Wiles, J., 2000. Context-free and context-sensitive dynamics in recurrent neural networks. Connection Science 12 (3,4), 197–210.
- Bodén, M., Wiles, J., 2001. On learning context-free and context-sensitive languages. IEEE Transactions on Neural Networks 13 (2), 491–493.
- Bodén, M., Wiles, J., Tonkes, B., Blair, A., 1999. Learning to predict a context-free language: Analysis of dynamics in recurrent hidden units. In: Proceedings of the International Conference on Artificial Neural Networks (ICANN 99). IEE, Edinburgh, pp. 359–364.
- Carrasco, R. C., Forcada, M. L., Valds-Muoz, M. N., Eco, R. P., 2000. Stable

- encoding of finite-state machines in discrete-time recurrent neural nets with sigmoid units. *Neural Computation* 12 (9), 2129–2174.
- Casey, M., 1996. The dynamics of discrete-time computation, with application to recurrent neural networks and finite state machine extraction. *Neural Computation* 8 (6), 1135–1178.
- Chalup, S., Blair, A. D., 1999. Hill climbing in recurrent neural networks for learning the $a^n b^n c^n$ language. In: T. Gedeon et al. (Ed.), *Proceedings, 6th International Conference on Neural Information Processing (ICONIP'99)*. Vol. 2. pp. 508–513.
- Chalup, S., Maire, F., 1999. A study on hill climbing for neural network training. In: *Proceedings of the 1999 Congress on Evolutionary Computation (CEC'99)*. pp. 2014–2021.
- Chalup, S. K., 2002. Incremental learning in biological and machine learning systems. *International Journal of Neural Systems* 12 (6), 447–465.
- Chomsky, N., 1959. On certain formal properties of grammars. *Information and Control* 2, 137–167.
- Cleeremans, A., Servan-Schreiber, D., McClelland, J. L., 1989. Finite state automata and simple recurrent networks. *Neural Computation* 1 (3), 372–381.
- Das, S., Giles, C. L., Sun, G.-Z., 1993. Using prior knowledge in a NNPDAs to learn context-free languages. *Advances in Neural Information Processing Systems* 5, 65–72.
- Doya, K., 1992. Bifurcations in the learning of recurrent neural networks.

- In: Proceedings of 1992 IEEE International Symposium on Circuits and Systems. pp. 2777–2780.
- Doya, K., 1995. Recurrent Networks: Supervised Learning. In: Arbib (1995), pp. 796–800.
- Elman, J. L., 1990. Finding structure in time. *Cognitive Science* 14, 179–211.
- Elman, J. L., 1991. Distributed representations, simple recurrent networks, and grammatical structure. *Machine Learning* 7, 195–225.
- Elman, J. L., 1993. Learning and development in neural networks: The importance of starting small. *Cognition* 48, 71–99.
- Finn, G. D., 1998. A recurrent neural network for the language $a^n b^n$: Encoding and decoding binary strings in a neuron’s activation function. Tech. rep., Machine Learning Research Centre, School of Computing Science, FIT, Queensland University of Technology, unpublished.
- Frank, R., 2000. From regular to context-free to mildly context-sensitive tree rewriting systems: The path of child language acquisition. In: Abeillé, A., Rambow, O. (Eds.), *Tree Adjoining Grammars: Formalisms, Linguistic Analysis and Processing*. CSLI, Stanford, CA, pp. 101–120.
- Gers, F. A., Schmidhuber, J., 2001. LSTM recurrent networks learn simple context-free and context-sensitive languages. *IEEE Transactions On Neural Networks* 12 (6), 1333–1340.
- Giles, C. L., Gori, M. (Eds.), 1998. *Adaptive Processing of Sequences and Data Structures*. Lecture Notes in Artificial Intelligence. Springer-Verlag.
- Giles, C. L., Miller, C. B., Chen, D., Chen, H. H., Sun, G. Z., Lee, Y. C., 1992.

- Learning and extracting finite state automata with second-order recurrent neural networks. *Neural Computation* 4 (3), 393–405.
- Gori, M., Maggini, M., Martinelli, E., Soda, G., 1998. Inductive inference from noisy examples using the hybrid finite state filter. *IEEE Transactions on Neural Networks* 9 (3), 571–575.
- Haykin, S., 1999. *Neural Networks. A Comprehensive Foundation*, 2nd Edition. Prentice Hall.
- Heath, R., Hayes, B., Heathcote, A., Hooker, C., 1999. *Dynamical Cognitive Science: Proceedings of the Fourth Biennial Conference of the Australasian Cognitive Science Society (OzCogSci97)*.
- Hertz, J., Krogh, A., Palmer, R. G., 1991. *Introduction to the Theory of Neural Computation*. Addison-Wesley Publishing Company.
- Hirsch, M. W., 1984. The dynamical systems approach to differential equations. *Bulletin (New Series) of the American Mathematical Society* 11 (1), 1–63.
- Hirsch, M. W., 1989. Convergent activation dynamics in continuous time networks. *Neural Networks* 2, 331–349.
- Hirsch, M. W., 1991. Network dynamics: Principles and problems. In: Pasemann and Doebner (1991), pp. 3–29.
- Hölldobler, S., Kalinke, Y., Lehmann, H., 1997. Designing a counter: Another case study of dynamics and activation landscapes in recurrent networks. In: *Proceedings of 21st German Conference on Artificial Intelligence. LNAI 1301*. Springer-Verlag, pp. 313–324.

- Hopcroft, J. E., Ullman, J. D., 1979. Introduction to Automata Theory, Languages and Computation. Addison-Wesley Publishing Company.
- Ilie, L., 1999. An attempt to define a class of mildly context-sensitive languages. *Publicationes Mathematicae Debrecen* 54, 865–876.
- Joshi, A. K., Schabes, Y., 1997. Tree-Adjoining Grammars. Vol. 3 of Rozenberg and Salomaa (1997), pp. 69–123.
- Joshi, A. K., Vijay-Shanker, K., Weir, D., 1991. The convergence of mildly context-sensitive grammatical formalisms. In: Sells et al. (1991), pp. 31–81.
- Kirby, S., Hurford, J. R., 1997. The evolution of incremental learning: language, development and critical periods. Technical report, Language Evolution and Computation Research Unit, University of Edinburgh.
- Kolen, J. F., 1994. Recurrent networks: State machines or iterated function systems? In: Mozer, M. C., Smolensky, P., Touretzky, D. S., Elman, J. L. (Eds.), *Proceedings of the 1993 Connectionist Models Summer School*. Erlbaum Associates, pp. 203–210.
- Kolen, J. F., Kremer, S. C. (Eds.), 2001. *A Field Guide to Dynamical Recurrent Networks*. IEEE Press.
- Kremer, S. C., 1995. On the computational power of Elman-style recurrent networks. *IEEE Transactions on Neural Networks* 6 (4), 1000–1004.
- Kremer, S. C., 1999. Identification of a specific limitation on local-feedback recurrent networks acting as Mealy/Moore machines. *IEEE Transactions on Neural Networks* 10 (2), 433–438.
- Maass, W., Orponen, P., 1997. On the effect of analog noise in discrete-time

- analog computation. In: Proceedings Neural Information Processing Systems 1996. The MIT Press, pp. 218–224.
- Maass, W., Orponen, P., 1998. On the effect of analog noise in discrete-time analog computations. *Neural Computation* 10, 1071–1095.
- Maass, W., Sontag, E., 1999a. Analog neural nets with Gaussian or other common noise distribution cannot recognize arbitrary regular languages. *Neural Computation* 11, 771–782.
- Maass, W., Sontag, E., 1999b. A precise characterization of the class of languages recognized by neural nets under gaussian and other common noise distributions. In: Kearns, M. S., Solla, S. S., Cohn, D. A. (Eds.), *Advances in Neural Information Processing Systems 1999 (NIPS'99)*. Vol. 11. The MIT Press.
- Martin-Vide, C., Mateescu, A., Salomaa, A., 1999. Sewing contexts and mildly context-sensitive languages. TUCS Technical Report 257, Turku Centre for Computer Science.
- Melnik, O., Levy, S., Pollack, J. B., 2000. RAAM for infinite context-free languages. In: *International Joint Conference on Neural Networks (IJCNN'2000)*. Vol. 5. IEEE Press.
- Minsky, M. L., 1967. *Computation: Finite and Infinite Machines*. Prentice Hall, Englewood Cliffs, NJ.
- Moore, C., 1998. Dynamical recognizers: Real-time language recognition by analog computers. *Theoretical Computer Science* 201, 99–136.
- Pasemann, F., Doebner, H.-D. (Eds.), 1991. *Neurodynamics: Proceedings of*

- the 9th Summer Workshop on Mathematical Physics, 1990. Vol. 1 of Series on Neural Networks. World Scientific.
- Pearlmutter, B. A., 1989. Learning state-space trajectories in recurrent neural networks. *Neural Computation* 1, 263–269.
- Pearlmutter, B. A., 1995. Gradient calculations for dynamic recurrent neural networks: A survey. *IEEE Transactions on Neural Networks* 5 (6), 1212–1228.
- Pollack, J., 1987. On connectionist models of natural language processing. Ph.D. thesis, Computer Science Department, University of Illinois, Urbana, IL.
- Pollack, J., 1991. The induction of dynamical recognizers. *Machine Learning* 7, 227–252.
- Pollack, J. B., Blair, A., 1998. Co-evolution in the successful learning of backgammon strategy. *Machine Learning* 32, 225–240.
- Rechenberg, I., 1965. Cybernetic solution path of an experimental problem. Tech. rep., Royal Aircraft Establishment, Library Translation No. 1122.
- Rechenberg, I., 1994. *Evolutionsstrategie '94*. Frommann-Holzboog, Stuttgart.
- Robinson, A. J., Fallside, F., 1988. Static and dynamic error propagation networks with applications to speech coding. In: Anderson, D. Z. (Ed.), *Neural Information Processing Systems*. American Institute of Physics, New York.
- Rodriguez, P., 2001. Simple recurrent networks learn context-free and context-sensitive languages by counting. *Neural Computation* 13 (9), 2093–

2118.

- Rodriguez, P., Wiles, J., Elman, J. L., 1999. A recurrent neural network that learns to count. *Connection Science* 11 (1), 5–40.
- Rohde, D. L. T., Plaut, D. C., August 1997. Simple recurrent networks and natural language: How important is starting small ? Proceedings of the 19th Annual Conference of the Cognitive Science Society .
- Rohde, D. L. T., Plaut, D. C., 1999. Language acquisition in the absence of explicit negative evidence: How important is starting small ? *Cognition* 72, 67–109.
- Rohde, D. L. T., Plaut, D. C., 2003. Less is less in language acquisition. Hove, UK: Psychology Press.
- Rozenberg, G., Salomaa, A. (Eds.), 1997. Handbook of Formal Languages, volume 3. Springer-Verlag.
- Rudolph, G., 1997. Evolution strategies. In: Baeck et al. (1997), pp. B1.3:1–6.
- Rumelhart, D. E., Hinton, G. E., Williams, R. J., 1986. Learning representations by back-propagating errors. *Nature* , 533–536.
- Schwefel, H.-P., 1965. Kybernetische Evolution als Strategie der experimentellen Forschung in der Strömungsmechanik. Master’s thesis, Technische Universität Berlin, Hermann Föttinger Institut fuer Hydrodynamik.
- Schwefel, H.-P., 1995. Evolution and Optimum Seeking. John Wiley & Sons, Chichester, UK.
- Sells, P., Shieber, S. M., Wasow, T. (Eds.), 1991. Foundations Issues in Natural Language Processing. MIT Press.

- Siegelmann, H. T., 1999. Neural Networks and Analog Computation - Beyond the Turing Limit. Progress in Theoretical Computer Science. Birkhäuser Boston.
- Sontag, E., 1995. Automata and Neural Networks. In: Arbib (1995), pp. 119–123.
- Steijvers, M., Grünwald, P., 1996. A recurrent network that performs a context-sensitive prediction task. In: Proceedings of the 18th Annual Conference of the Cognitive Science Society. Morgan Kauffman, pp. 335–339.
- Sun, G. Z., Chen, H. H., Giles, C. L., Lee, Y. C., Chen, D., 1991. Neural networks with external memory stack that learn context-free grammars from examples. In: Proceedings of the Conference on Information Science and Systems. Princeton University, pp. 649–653.
- Tino, P., Horne, B. G., Giles, C. L., 2001. Attractive periodic sets in discrete-time recurrent networks (with emphasis on fixed-point stability and bifurcations in two-neuron networks). Neural Computation 13, 1379–1414.
- Tino, P., Sajda, J., 1995. Learning and extracting initial Mealy automata with a modular neural network model. Neural Computation 7 (4).
- Tonkes, B., Blair, A., Wiles, J., 1998. Inductive bias in context-free language learning. In: Proceedings of the Ninth Australian Conference on Neural Networks (ACNN'98), Brisbane. University of Queensland, pp. 52–56.
- Tonkes, B., Wiles, J., 1999. Learning a context-free task with a recurrent neural network: An analysis of stability. In: Heath et al. (1999).
- Touretzky, D. (Ed.), 1991. Connectionist Approaches to Language Learning.

- The Kluwer International Series in Engineering and Computer Science.
Kluwer Academic Publishers, a Special Issue of Machine Learning on Connectionist Approaches to Language Learning.
- Tsoi, A. C., 1998. Recurrent Neural Network Architectures: An Overview. In: Giles and Gori (1998), pp. 1–26.
- Tsoi, A. C., Back, A., 1997. Discrete time recurrent neural network architectures: A unifying review. *Neurocomputing* 15, 183–233.
- Werbos, P. J., 1974. Beyond regression: New tools for prediction and analysis in the behavioural sciences. Ph.D. thesis, Harvard University, Cambridge, MA.
- Wiles, J., Blair, A. D., Bodén, M., 2001. Representation Beyond Finite States: Alternatives to Push-Down Automata. In: Kolen and Kremer (2001).
- Wiles, J., Elman, J. L., 1995. Learning to count without a counter: A case study of dynamics and activation landscapes in recurrent networks. In: Proceedings of the Seventeenth Annual Conference of the Cognitive Science Society. MIT Press, pp. 482–487.
- Yao, X., Liu, Y., May 1997. A new evolutionary system for evolving artificial neural networks. *IEEE Transactions on Neural Networks* 8 (3), 694–713.
- Zeng, Z., Goodman, R. M., Smyth, P., 1994. Discrete recurrent neural networks for grammatical inference. *IEEE Transactions on Neural Networks* 5 (2), 320–330.
- Zipser, D., 1990. Subgrouping reduces complexity and speeds up learning in recurrent networks. *Advances in Neural Information Processing Systems* 2,

638–641, Morgan Kaufman Publishers.

THE FOLLOWING PAGES CONTAIN COMPONENTS OF TABLE 1.

<i>Language</i>	<i>Grammar</i>	<i>Automaton</i>	<i>Example</i>
Recursively enumerable	Unrestricted	Turing machine	Any computable function
Context-sensitive	Context-sensitive	Linear-bounded automaton	$a^n b^n c^n$
Context-free	Context-free	Non-deterministic pushdown automaton	$a^n b^n$
Regular	Regular	Finite-state automaton	a^n

Table 1

The Classical Chomsky Hierarchy (Chomsky, 1959): Each row of the table represents one of four language complexity levels, starting from the (most restrictive) regular languages to the (most general) recursively enumerable languages.

TABLE 1:

<i>Language</i>	<i>Grammar</i>	<i>Automaton</i>	<i>Example</i>
Recursively enumerable	Unrestricted	Turing machine	Any computable function
Context- sensitive	Context- sensitive	Linear-bounded automaton	$a^n b^n c^n$
Context-free	Context-free	Non-deterministic pushdown automaton	$a^n b^n$
Regular	Regular	Finite-state automaton	a^n

LEGEND OF TABLE 1:

The Classical Chomsky Hierarchy (Chomsky, 1959): Each row of the table represents one of four language complexity levels, starting from the (most restrictive) regular languages to the (most general) recursively enumerable languages.

THE FOLLOWING PAGES CONTAIN COMPONENTS OF FIGURE 1.

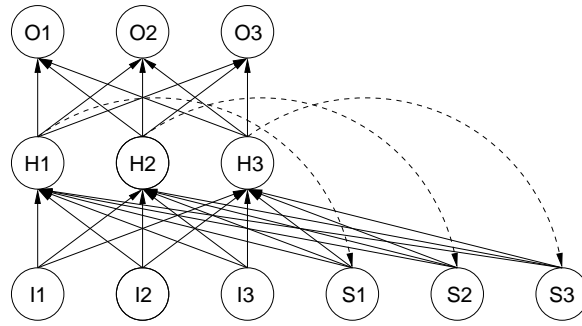
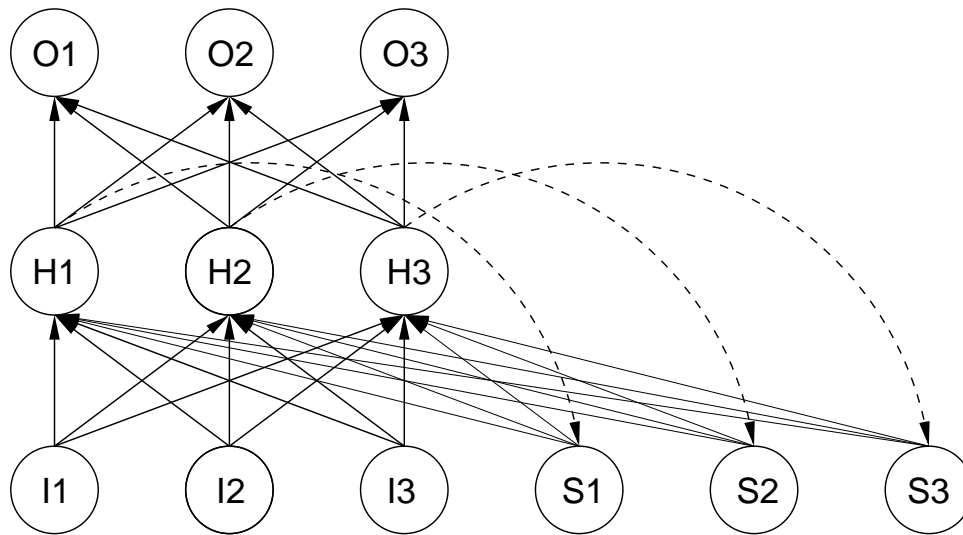


Fig. 1. Simple recurrent network (SRN).

FIGURE 1:



LEGEND FOR FIGURE 1:

Simple recurrent network (SRN).

THE FOLLOWING PAGES CONTAIN COMPONENTS OF FIGURE 2.

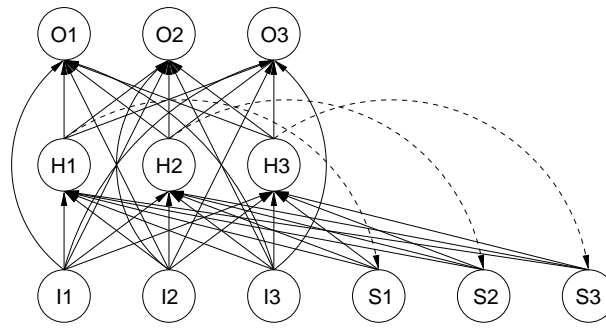
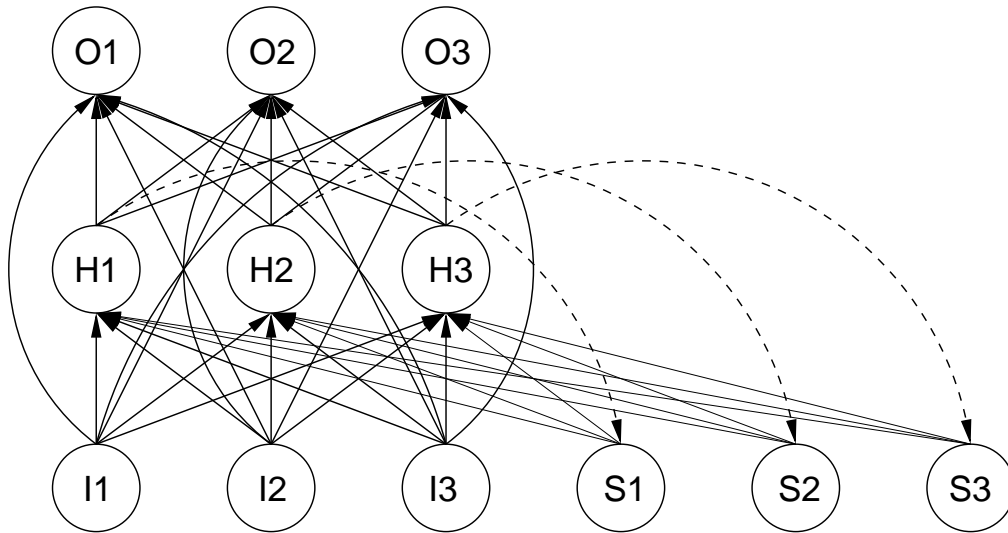


Fig. 2. SRN with shortcut connections (SRNSC).

FIGURE 2:



LEGEND FOR FIGURE 2:

SRN with shortcut connections (SRNSC).

THE FOLLOWING PAGES CONTAIN COMPONENTS OF TABLE 2.

```
Evaluate network with initial weights  $W_{champ}$ 
FOR  $counter = 1$  to  $maxEpochs$ 
  /* Generate mutant */
   $stepsize \leftarrow 0.01 \cdot \text{Gaussian noise}$ 
  FOR all weights  $w_{ij}$  of the neural net
     $\Delta w_{ij} \leftarrow stepsize \cdot \text{Gaussian noise}$ 
  end FOR
   $W_{mutant} \leftarrow W_{champ} + \Delta W$ 

  /* Evaluate mutant */
  Evaluate network given by  $W_{mutant}$ 

  /* Selection */
  IF( $\text{error}(mutant) < \text{error}(champ)$ )
     $W_{champ} \leftarrow W_{mutant}$ 
  end IF

  /* Termination condition */
  IF( $\text{error}_{goal} \leq \text{error}(champ)$ )
    BREAK
  end IF
end FOR
RETURN  $\text{error}(champ)$ 
```

Table 2
Evolutionary Hill Climbing.

TABLE 2:

```

Evaluate network with initial weights  $W_{champ}$ 

FOR  $counter = 1$  to  $maxEpochs$ 

    /* Generate mutant */

     $stepsize \leftarrow 0.01 \cdot \text{Gaussian noise}$ 

    FOR all weights  $w_{ij}$  of the neural net

         $\Delta w_{ij} \leftarrow stepsize \cdot \text{Gaussian noise}$ 

    end FOR

     $W_{mutant} \leftarrow W_{champ} + \Delta W$ 

    /* Evaluate mutant */

    Evaluate network given by  $W_{mutant}$ 

    /* Selection */

    IF( $\text{error}(mutant) < \text{error}(champ)$ )

         $W_{champ} \leftarrow W_{mutant}$ 

    end IF

    /* Termination condition */

    IF( $\text{error}_{goal} \leq \text{error}(champ)$ )

        BREAK

    end IF

end FOR

RETURN  $\text{error}(champ)$ 

```

LEGEND FOR TABLE 2:

Evolutionary Hill Climbing.

THE FOLLOWING PAGES CONTAIN COMPONENTS OF TABLE 3.

```
Let  $k = 3$ 
WHILE ( $k \leq depth_{max}$ )
  Evaluate champ  $\leadsto depth_{champ}$ 
  FOR  $counter = 1$  to  $maxEpochs$ 
    Generate mutant
    Evaluate mutant
    IF(mutant fitter than champ)
      champ  $\leftarrow$  mutant
      IF( $depth_{champ} > k$ )
         $k \leftarrow depth_{champ}$ 
        Generate new training
          sequence up to  $k$ 
        BREAK
      end IF
    end IF
  end FOR
  IF(juggling conditions)
    juggle()
  ELSE
    Generate new training
      sequence up to  $k$ 
  end IF
end WHILE
```

Table 3
Evolutionary Hill Climbing with Data Juggling.

Let $k = 3$

WHILE ($k \leq depth_{max}$)

Evaluate champ $\leadsto depth_{champ}$

FOR $counter = 1$ to $maxEpochs$

Generate mutant

Evaluate mutant

IF(mutant fitter than champ)

champ \leftarrow mutant

IF($depth_{champ} > k$)

$k \leftarrow depth_{champ}$

Generate new training

sequence up to k

BREAK

end IF

end IF

end FOR

IF(juggling conditions)

juggle()

ELSE

Generate new training

sequence up to k

end IF

end WHILE

LEGEND FOR TABLE 3:

Evolutionary Hill Climbing with Data Juggling.

THE FOLLOWING PAGES CONTAIN COMPONENTS OF TABLE 4.

Row	Experiment	1	2	3	4	5	6	7
1	Task	$a^n b^n$		$a^n b^{2n}$	$a^n b^n c^n$			
2	Architecture	SRNSC		SRNSC	SRNSC		SRN	
3	Incremental	yes	no	yes	yes	no	yes	no
4	Total runs	30	30	30	40	40	30	30
5	Success $\leq 1M$	24 (80%)	24 (80%)	20 (67%)	17 (43%)	5 (13%)	6 (20%)	4 (13%)
6	Success $\leq 2M$	–	–	20 (67%)	23 (58%)	10 (25%)	10 (33%)	6 (20%)
7	Minimum	7,380	30,825	14,746	183,086	509,997	58,746	211,102
8	Maximum	396,119	442,407	825,079	1,703,701	1,710,473	1,674,318	1,995,119
9	Median	29,888	204,070	42,462	77,4506	1,005,800	937,290	490,040
10	Mean	60,213	226,660	106,360	786,730	1,066,600	863,070	786,190
11	Std	95,943	113,210	179,860	427,770	415,110	607,700	707,630

Table 4

Overview of training results for all seven series of experiments: Each series of experiments consisted of 30 or 40 evolutionary processes ('runs'), all starting with a different initial set of neural network weights. The first three rows state the task, architecture and whether incremental learning was used or not. The success rates in rows 5 and 6 show how many networks of each series were able to process a training sequence with 100% accuracy within 1 million or 2 million epochs, respectively. Rows 7–11 indicate the number of epochs of the minimum, maximum, median, mean and standard deviation for each series of experiments.

TABLE 4:

Row	Experiment	1	2	3	4	5	6	7
1	Task	$a^n b^n$		$a^n b^{2n}$	$a^n b^n c^n$			
2	Architecture	SRNSC		SRNSC	SRNSC		SRN	
3	Incremental	yes	no	yes	yes	no	yes	no
4	Total runs	30	30	30	40	40	30	30
5	Success $\leq 1M$	24 (80%)	24 (80%)	20 (67%)	17 (43%)	5 (13%)	6 (20%)	4 (13%)
6	Success $\leq 2M$	–	–	20 (67%)	23 (58%)	10 (25%)	10 (33%)	6 (20%)
7	Minimum	7,380	30,825	14,746	183,086	509,997	58,746	211,102
8	Maximum	396,119	442,407	825,079	1,703,701	1,710,473	1,674,318	1,995,119
9	Median	29,888	204,070	42,462	77,4506	1,005,800	937,290	490,040
10	Mean	60,213	226,660	106,360	786,730	1,066,600	863,070	786,190
11	Std	95,943	113,210	179,860	427,770	415,110	607,700	707,630

LEGEND OF TABLE 4:

Overview of training results for all seven series of experiments: Each series of experiments consisted of 30 or 40 evolutionary processes ('runs'), all starting with a different initial set of neural network weights. The first three rows state the task, architecture and whether incremental learning was used or not. The success rates in rows 5 and 6 show how many networks of each series were able to process a training sequence with 100% accuracy within 1 million or 2 million epochs, respectively. Rows 7–11 indicate the number of epochs of the minimum, maximum, median, mean and standard deviation for each series of experiments.

THE FOLLOWING PAGES CONTAIN COMPONENTS OF TABLE 5.

Signature	(3, 0)	(2, 1)	(1, 2)	(0, 3)
Incremental runs	17	4	1	1
Non-Incremental runs	1	8	1	0

Table 5

Successful $a^n b^n c^n$ networks classified according to the signature of their self-weights. The signature is defined to be (p, q) where p and q are the number of positive and negative self-weights, respectively.

TABLE 5:

Signature	$(3, 0)$	$(2, 1)$	$(1, 2)$	$(0, 3)$
Incremental runs	17	4	1	1
Non-Incremental runs	1	8	1	0

LEGEND FOR TABLE 5:

Successful $a^n b^n c^n$ networks classified according to the signature of their self-weights. The signature is defined to be (p, q) where p and q are the number of positive and negative self-weights, respectively.

THE FOLLOWING PAGES CONTAIN COMPONENTS OF FIGURE 3.

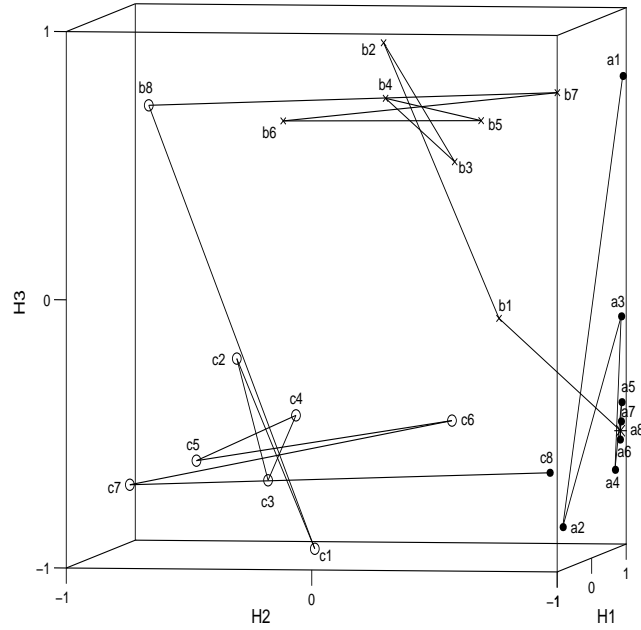
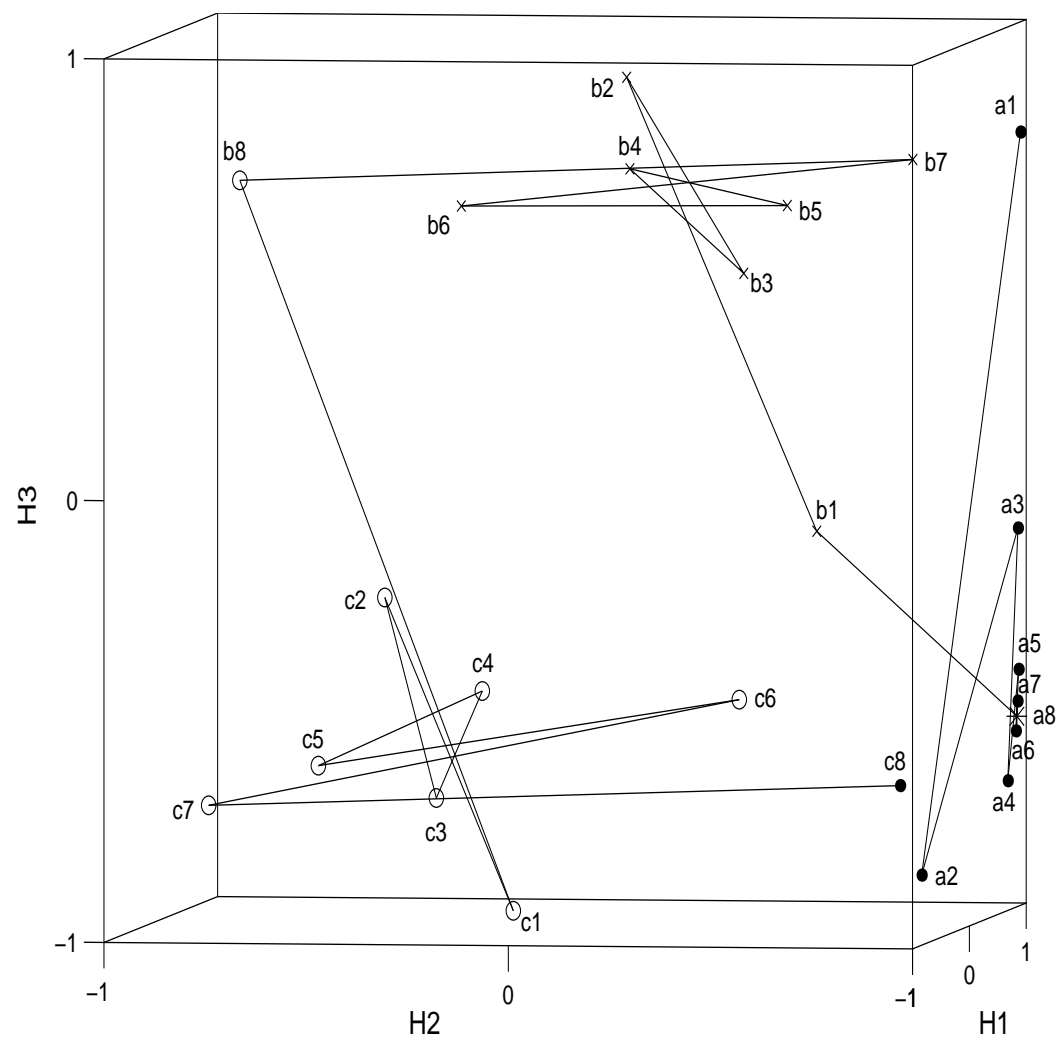


Fig. 3. Hidden unit activation of an incrementally trained SRNSC with three negative self-weights. The figure shows the trajectory of hidden unit activations while the trained network processes the string $a^8b^8c^8$. The symbols '•', '×' and 'o' correspond to the *predicted symbols* a , b and c , respectively. The output for the first b of the string is not determined which is indicated by the asterisk '*'. In addition to the predicted symbols, each state has been assigned its corresponding *input symbol* 'a1-a8', 'b1-b8' and 'c1-c8'. For example, input symbol 'b8' and predicted symbol 'o' correspond to the same point in activation space.

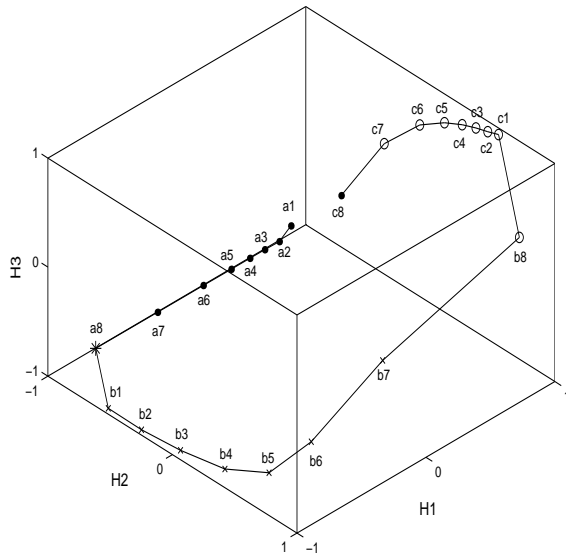
FIGURE 3:



LEGEND FOR FIGURE 3:

Hidden unit activation of an incrementally trained SRNSC with three negative self-weights. The figure shows the trajectory of hidden unit activations while the trained network processes the string $a^8b^8c^8$. The symbols ‘●’, ‘×’ and ‘○’ correspond to the *predicted symbols* a , b and c , respectively. The output for the first b of the string is not determined which is indicated by the asterisk ‘*’. In addition to the predicted symbols, each state has been assigned its corresponding *input symbol* ‘a1–a8’, ‘b1–b8’ and ‘c1–c8’. For example, input symbol ‘b8’ and predicted symbol ‘○’ correspond to the same point in activation space.

THE FOLLOWING PAGES CONTAIN COMPONENTS OF FIGURE 4.



(a) 3D view

(b) right side view

(c) left side view

(d) top view

Fig. 4. An SRNSC has partially learned to predict the language $a^n b^n c^n$. Incremental learning has produced a monotonic solution. The trajectory was recorded while the network was processing the string $a^8 b^8 c^8$.

FIGURE 4a:

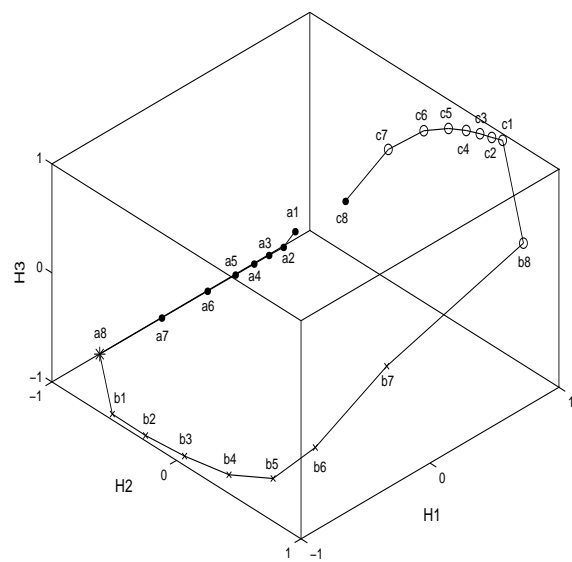


FIGURE 4b:

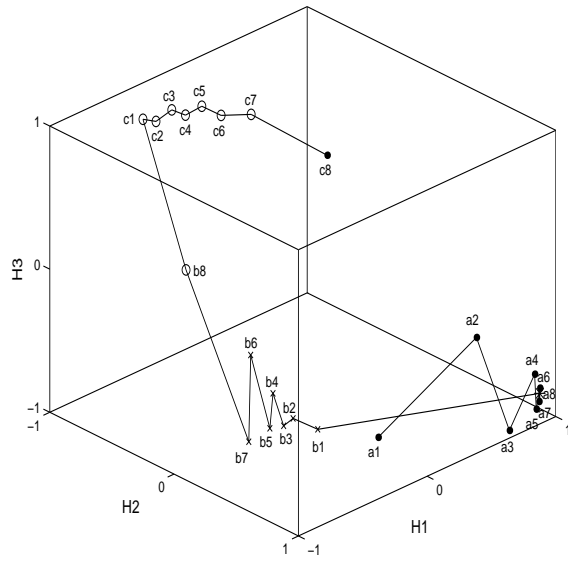
FIGURE 4c:

FIGURE 4d:

LEGEND FOR FIGURE 4:

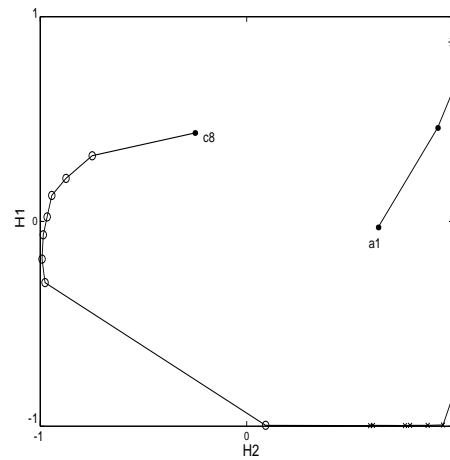
An SRNSC has partially learned to predict the language $a^n b^n c^n$. Incremental learning has produced a monotonic solution. The trajectory was recorded while the network was processing the string $a^8 b^8 c^8$.

THE FOLLOWING PAGES CONTAIN COMPONENTS OF FIGURE 5.



(a) 3D view

(b) right side view



(c) left side view

(d) top view

Fig. 5. Non-incremental learning of stage 8 results in an oscillating solution.

FIGURE 5a:

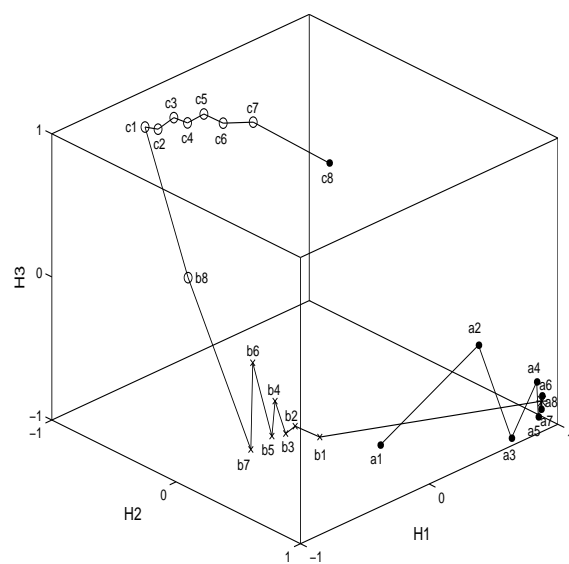
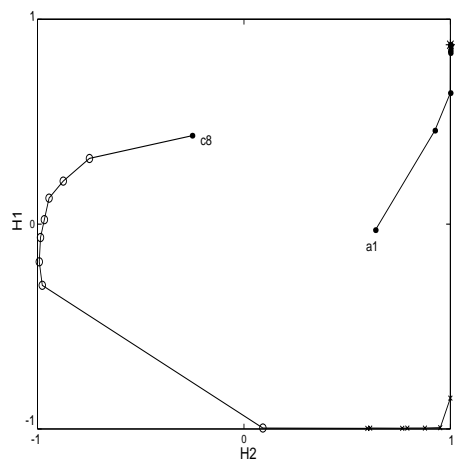


FIGURE 5b:

FIGURE 5c:

FIGURE 5d:



LEGEND FOR FIGURE 5:

Non-incremental learning of stage 8 results in an oscillating solution.

THE FOLLOWING PAGES CONTAIN COMPONENTS OF TABLE 6.

Percentage of correctly predicted test sequences from $a^n b^n$.											
Stage	Epochs										
	5,155	49,083	49,367	49,729	49,821	50,054	50,355	50,575	50,605	50,685	
3	100.0	100.0	100.0	100.0	100.0	100.0	100.0	100.0	100.0	100.0	
4	0.0	100.0	100.0	100.0	100.0	100.0	100.0	100.0	100.0	100.0	
5	0.0	0.0	100.0	100.0	100.0	100.0	100.0	100.0	100.0	100.0	
6	0.0	0.0	0.0	100.0	100.0	100.0	100.0	100.0	100.0	100.0	
7	0.0	0.0	0.0	0.0	100.0	100.0	100.0	100.0	100.0	100.0	
8	0.0	0.0	0.0	0.0	0.0	100.0	100.0	100.0	100.0	100.0	
9	0.0	0.0	0.0	0.0	0.0	0.0	100.0	100.0	100.0	100.0	
10	0.0	0.0	0.0	0.0	0.0	0.0	100.0	100.0	100.0	100.0	
11	0.0	0.0	0.0	0.0	0.0	0.0	7.6	100.0	100.0	100.0	
12	0.0	0.0	0.0	0.0	0.0	0.0	0.0	0.0	100.0	100.0	
13	0.0	0.0	0.0	0.0	0.0	0.0	0.0	0.0	48.8	100.0	
14	0.0	0.0	0.0	0.0	0.0	0.0	0.0	0.0	0.0	100.0	
15	0.0	0.0	0.0	0.0	0.0	0.0	0.0	0.0	0.0	99.4	
16	0.0	0.0	0.0	0.0	0.0	0.0	0.0	0.0	0.0	0.0	

Table 6

Generalisation abilities of a sequence of incrementally trained solution networks for the $a^n b^n$ task: The values in the table are the percentages of correctly predicted test sequences which were obtained from a test of the trained networks on 200 sample sequences. All displayed networks generalise perfectly to different orderings of the strings in the data sequence. Networks trained for stages 9, 10, 12, 13 and 14 also generalise to sequences containing strings of higher depth.

LEGEND FOR TABLE 6:

Generalisation abilities of a sequence of incrementally trained solution networks for the $a^n b^n$ task: The values in the table are the percentages of correctly predicted test sequences which were obtained from a test of the trained networks on 200 sample sequences. All displayed networks generalise perfectly to different orderings of the strings in the data sequence. Networks trained for stages 9, 10, 12, 13 and 14 also generalise to sequences containing strings of higher depth.

THE FOLLOWING PAGES CONTAIN COMPONENTS OF TABLE 7.

Percentage of correctly predicted test sequences from $a^n b^n c^n$.									
Stage	Epochs								
	106839	133404	155557	340542	562904	1206191	1289798	1485278	1596517
3	0.2	100.0	100.0	93.9	100.0	98.6	1.6	100.0	79.7
4	0.0	99.9	97.0	0.9	100.0	73.3	26.9	100.0	27.5
5	0.0	0.0	99.0	0.0	94.8	78.9	38.6	100.0	22.1
6	0.0	0.0	0.0	0.8	98.0	47.5	79.0	100.0	45.7
7	0.0	0.0	0.0	0.0	87.8	3.8	46.0	100.0	30.2
8	0.0	0.0	0.0	0.0	0.0	49.9	44.7	100.0	17.4
9	0.0	0.0	0.0	0.0	0.0	13.3	23.1	100.0	13.7
10	0.0	0.0	0.0	0.0	0.0	2.3	38.1	100.0	5.5
11	0.0	0.0	0.0	0.0	0.0	0.0	49.3	0.0	16.0
12	0.0	0.0	0.0	0.0	0.0	0.0	0.0	0.0	13.8
13	0.0	0.0	0.0	0.0	0.0	0.0	0.0	0.0	10.7
14	0.0	0.0	0.0	0.0	0.0	0.0	0.0	0.0	0.0
15	0.0	0.0	0.0	0.0	0.0	0.0	0.0	0.0	0.0
16	0.0	0.0	0.0	0.0	0.0	0.0	0.0	0.0	0.0

Table 7

Generalisation results of example SRNSCs which were incrementally trained on sequences from the $a^n b^n c^n$ language.

[illegible]

LEGEND FOR TABLE 7:

Generalisation results of example SRNSCs which were incrementally trained on sequences from the $a^n b^n c^n$ language.